

**POTOMAC AND RAPPAHANNOCK  
TRANSPORTATION COMMISSION**

**RESOLUTION**

**MOTION:** \_\_\_\_\_

**RESOLUTION NO. 10-01-\_\_\_\_  
OFFICIAL COMMISSION MEETING  
JANUARY 7, 2010**

**SECOND:** \_\_\_\_\_

**RE: ACCEPTANCE OF THE POTOMAC AND RAPPAHANNOCK  
TRANSPORTATION COMMISSION MONTHLY JURISDICTIONAL  
FINANCIAL REPORT FOR THE PERIOD ENDED OCTOBER 31, 2009**

**WHEREAS**, a financial report for each jurisdiction is prepared each month for presentation to the Potomac and Rappahannock Transportation Commission (PRTC); and

**WHEREAS**, this report supplies information on the current month and year-to-date motor fuel tax collections, earned interest, other revenues, state administration cost, expenditures, transfers and encumbrances; and

**WHEREAS**, this information covers the PRTC as a whole, as well as each separate jurisdiction.

**NOW, THEREFORE, BE IT RESOLVED** that the Potomac and Rappahannock Transportation Commission does hereby accept the Jurisdictional Financial Report for the period ended October 31, 2009 as presented/amended.

**Fuel Tax Revenues**  
**Budget to Actual**  
**Four Months Ended October 2009**

	FY10 YTD Budget	FY10 YTD Actual	Variance %	Variance \$
Prince William County	2,913,495	3,632,360	25%	718,865
Stafford	989,007	1,075,770	9%	86,763
Manassas	364,066	436,959	20%	72,893
Manassas Park	209,760	272,629	30%	62,869
Fredericksburg	345,743	286,869	-17%	(58,874)
<b>Total</b>	<b>4,822,071</b>	<b>5,704,587</b>	<b>18%</b>	<b>882,516</b>

Note: The monthly report reflects the projections done in January 2009, which were approved as part of the FY10 budget. The FY10 budget figures will be updated as part of the mid-year FY10 budget revision, which will occur in early calendar year 2010.

MONTHLY FINANCIAL REPORT FOR ALL JURISDICTIONS  
FOR THE FOUR MONTHS ENDING OCTOBER 31, 2009

FY10 Beginning Fund Balance		<u>\$ 24,878,489.26</u> (1)
	Current Month	Year To Date
Gross Tax Revenue	\$ 1,017,196.78	\$ 5,739,774.93
Less: State Admin. Cost	\$ (8,761.33)	\$ (35,188.39)
Net Tax Revenue	\$ 1,008,435.45	\$ 5,704,586.54
Interest from Investment	\$ 4,712.24	\$ 19,394.67
Total Tax & Investment Revenue	\$ 1,013,147.69	\$ 5,723,981.21
Expenditures/Transfers	\$ (517,729.00)	\$ (11,847,915.50)
Transfer from PWC	\$ -	\$ -
Transfer from Debt Service Reserve for Rail Cars	\$ -	\$ -
Reimbursement from Other Governments	\$ 90,033.00	\$ 90,033.00
PRTC Operating Fund Balance	\$ -	\$ 68,212.00
FUND BALANCE (BEFORE UNEXPENDED ADOPTED RESOLUTIONS)		
PLUS YEAR TO DATE REVENUE LESS EXPENDITURES		<u>\$ 18,912,799.97</u>
FY10 Projected 2% Motor Fuel Revenue (for remainder of fiscal year)		\$ 8,761,626.46
FY10 Projected State Debt Service Grant (for remainder of fiscal year)		\$ 129,714.00
LESS: Unexpended Adopted Resolutions		\$ (16,061,125.21) (*)
Other Financing Sources/(Uses)		
Claims and Judgments	-	-
Jurisdictional Reimbursement	<u>\$0.00</u>	<u>\$0.00</u>
Total Projected Unencumbered Balance		<u>\$ 11,743,015.22</u> (2)

ADOPTED RESOLUTIONS	AMOUNT	EXPENDITURES	BALANCE
06-05-05	\$ 464,437.50 (1)	\$ -	\$ 464,437.50
06-09-09	\$ 385,507.00 (1)	\$ -	\$ 385,507.00
07-02-05	\$ 76,590.00 (1)	\$ -	\$ 76,590.00
07-07-09	\$ -	\$ -	\$ -
08-02-05	\$ 48,909.00 (1)	\$ 39,183.00	\$ 9,726.00
08-02-06	\$ 363,904.00 (1)	\$ -	\$ 363,904.00
08-06-07	\$ 173,000.00 (1)	\$ -	\$ 173,000.00
08-06-13	\$ -	\$ -	\$ -
08-07-05	\$ 50,000.00 (1)	\$ -	\$ 50,000.00
08-11-05	\$ 35,000.00 (1)	\$ -	\$ 35,000.00
09-01-05	\$ 100,000.00 (1)	\$ -	\$ 100,000.00
09-01-07	\$ -	\$ -	\$ -
09-05-05	\$ 184,344.20 (1)	\$ -	\$ 184,344.20
09-06-11	\$ 10,907,800.00 (1a)	\$ 5,581,100.00	\$ 5,326,700.00
09-06-12	\$ 874,810.00 (1a)	\$ 500,000.00	\$ 374,810.00
09-06-13	\$ 645,057.00 (1a)	\$ -	\$ 645,057.00
09-06-14	\$ 59,425.00 (1a)	\$ 21,834.00	\$ 37,591.00
09-06-15	\$ 223,875.00 (1a)	\$ 168,700.00	\$ 55,175.00
09-06-16	\$ 842,185.01 (1)	\$ -	\$ 842,185.01
09-06-17	\$ 11,074,197.00 (1a)	\$ 5,537,098.50	\$ 5,537,098.50
09-11-07	\$ 1,400,000.00	\$ -	\$ 1,400,000.00
Total	<u>\$ 27,909,040.71</u>	<u>\$ 11,847,915.50</u>	<u>\$ 16,061,125.21</u> (*)

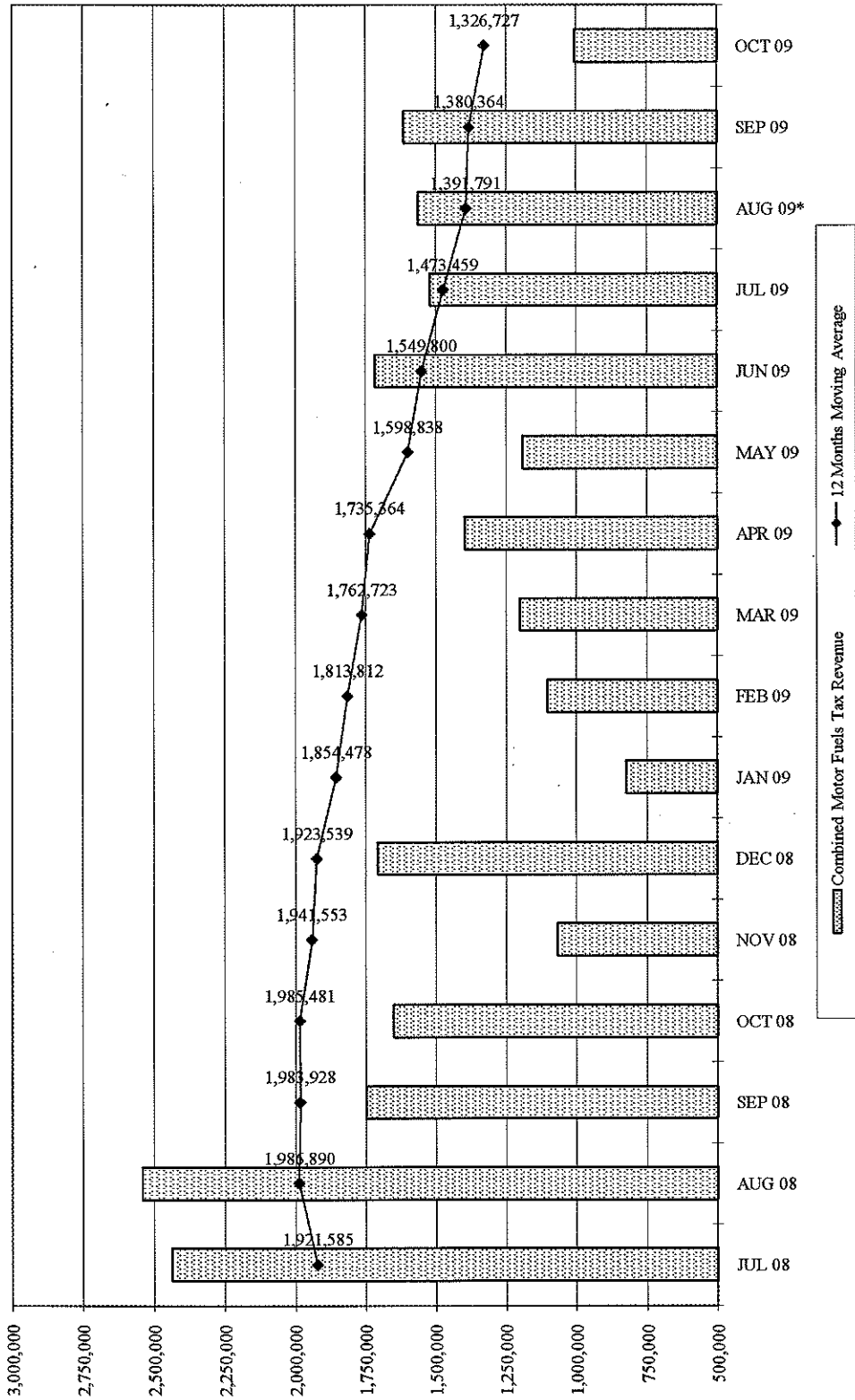
(1) Remaining balance @ 6/30/09 (1a) June 2009 resolution for FY10 expenditures

(2) Projected Unencumbered Balance equals Fund Balance plus FY10 Projected Revenue  
(for remainder of fiscal year) minus Unexpended Adopted Resolutions, plus Other Financing Sources.

(\*) Resolutions which have been encumbered will not be expended until funds become available.

# PRTC NET FUEL TAX COLLECTIONS

## FY09 and FY10



\*Fredericksburg includes refund of \$38,561.04 to vendor reporting under incorrect locality code.

MONTHLY FINANCIAL REPORT FOR PRINCE WILLIAM COUNTY  
FOR THE FOUR MONTHS ENDING OCTOBER 31, 2009

FY10 Beginning Fund Balance		\$ 13,397,424.85 (1)
	<u>Current Month</u>	<u>Year To Date</u>
Gross Tax Revenue	\$ 656,565.22	\$ 3,654,789.28
Less: State Admin. Cost	\$ (5,655.13)	\$ (22,428.91)
Net Tax Revenue	\$ 650,910.09	\$ 3,632,360.37
Interest from Investment	\$ 1,799.63	\$ 6,228.43
Total Tax & Investment Revenue	\$ 652,709.72	\$ 3,638,588.80
Expenditures/Transfers	\$ (506,730.00)	\$ (8,906,197.00)
Transfer from PWC	\$ -	\$ -
Transfer from Debt Service Reserve for Rail Cars	\$ -	\$ -
Reimbursement from Other Governments (State Debt Service Grant)	\$ 88,586.00	\$ 88,586.00
PRTC Operating Fund Balance	\$ -	\$ -
FUND BALANCE (BEFORE UNEXPENDED ADOPTED RESOLUTIONS)		
PLUS YEAR TO DATE REVENUE LESS EXPENDITURES		<u>\$ 8,218,402.65</u>
FY10 Projected 2% Motor Fuel Revenue (for remainder of fiscal year)		5,108,125.63
FY10 Projected State Debt Service Grant (for remainder of fiscal year)		129,714.00
LESS: Unexpended Adopted Resolutions		\$ (9,415,907.00) (*)
Other Financing Sources/(Uses)		
Claims and Judgments	0.00	-
Jurisdictional Reimbursement	<u>\$0.00</u>	<u>\$0.00</u>
Total Projected Unencumbered Balance		<u>\$ 4,040,335.28 (2)</u>

<u>ADOPTED RESOLUTIONS</u>	<u>AMOUNT</u>	<u>EXPENDITURES</u>	<u>BALANCE</u>
08-02-05	\$ 48,909.00 (1)	\$ 39,183.00	\$ 9,726.00
08-06-07	\$ 173,000.00 (1)	\$ -	\$ 173,000.00
09-06-11	\$ 10,407,300.00 (1a)	\$ 5,280,500.00	\$ 5,126,800.00
09-06-12	\$ 874,810.00 (1a)	\$ 500,000.00	\$ 374,810.00
09-06-13	\$ 645,057.00 (1a)	\$ -	\$ 645,057.00
09-06-17	\$ 6,173,028.00 (1a)	\$ 3,086,514.00	\$ 3,086,514.00
Total	<u>\$ 18,322,104.00</u>	<u>\$ 8,906,197.00</u>	<u>\$ 9,415,907.00 (*)</u>

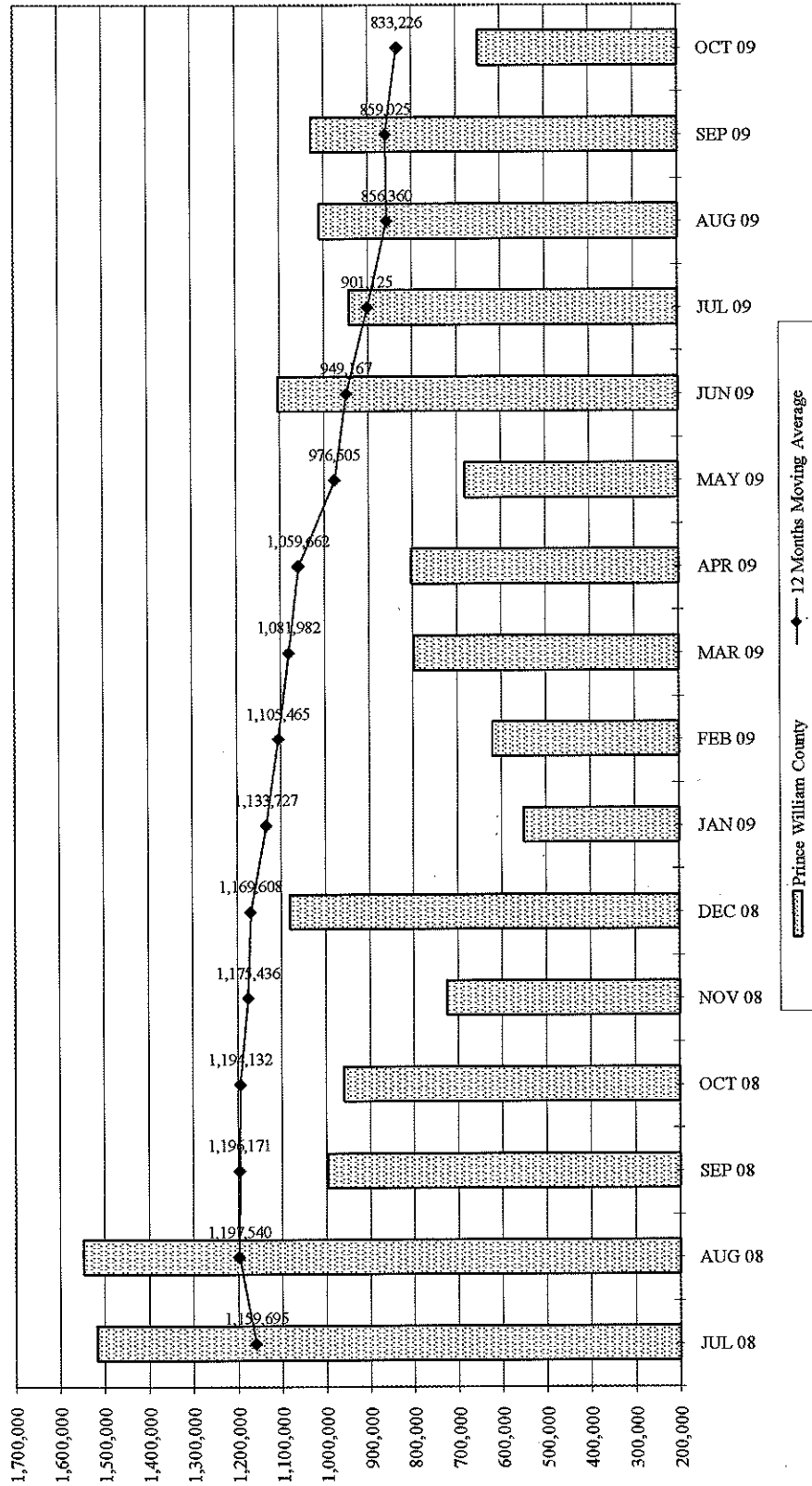
(1) Remaining balance @ 6/30/09 (1a) June 2009 resolution for FY10 expenditures

(2) Projected Unencumbered Balance equals Fund Balance plus FY10 Projected Revenue  
(for remainder of fiscal year) minus Unexpended Adopted Resolutions, plus Other Financing Sources.

(\*) Resolutions which have been encumbered will not be expended until funds become available.

# PRTC NET FUEL TAX COLLECTIONS

## FY09 and FY10



MONTHLY FINANCIAL REPORT FOR STAFFORD COUNTY  
FOR THE FOUR MONTHS ENDING OCTOBER 31, 2009

FY10 Beginning Fund Balance \$ 3,507,164.19 (1)

	Current Month	Year To Date
Gross Tax Revenue	\$ 183,140.29	\$ 1,082,383.71
Less: State Admin. Cost	\$ (1,577.43)	\$ (6,614.15)
Net Tax Revenue	\$ 181,562.86	\$ 1,075,769.56
Interest from Investment	\$ 758.76	\$ 2,768.61
Total Tax & Investment Revenue	\$ 182,321.62	\$ 1,078,538.17
Expenditures/Transfers	\$ -	\$ (1,538,063.50)
Reimbursement From Other Governments	\$ -	\$ -
PRTC Operating Fund Balance	\$ -	\$ 50,012.00
FUND BALANCE (BEFORE UNEXPENDED ADOPTED RESOLUTIONS)		
PLUS YEAR TO DATE REVENUE LESS EXPENDITURES		<u>\$ 3,097,650.86</u>
 FY10 Projected 2% Motor Fuel Revenue (for remainder of fiscal year)		 1,891,250.44
LESS: Unexpended Adopted Resolutions		\$ (1,485,863.50) (*)
Other Financing Sources/(Uses)		
Claims and Judgments	\$0.00	\$0.00
Jurisdictional Reimbursement	\$0.00	\$0.00
Total Projected Unencumbered Balance		<u>\$ 3,503,037.80</u> (2)

ADOPTED RESOLUTIONS	AMOUNT	EXPENDITURES	BALANCE
09-06-11	\$ 52,200.00 (1a)	\$ 52,200.00	\$ -
09-06-17	\$ 2,971,727.00 (1a)	\$ 1,485,863.50	\$ 1,485,863.50
Total	<u>\$ 3,023,927.00</u>	<u>\$ 1,538,063.50</u>	<u>\$ 1,485,863.50</u> (*)

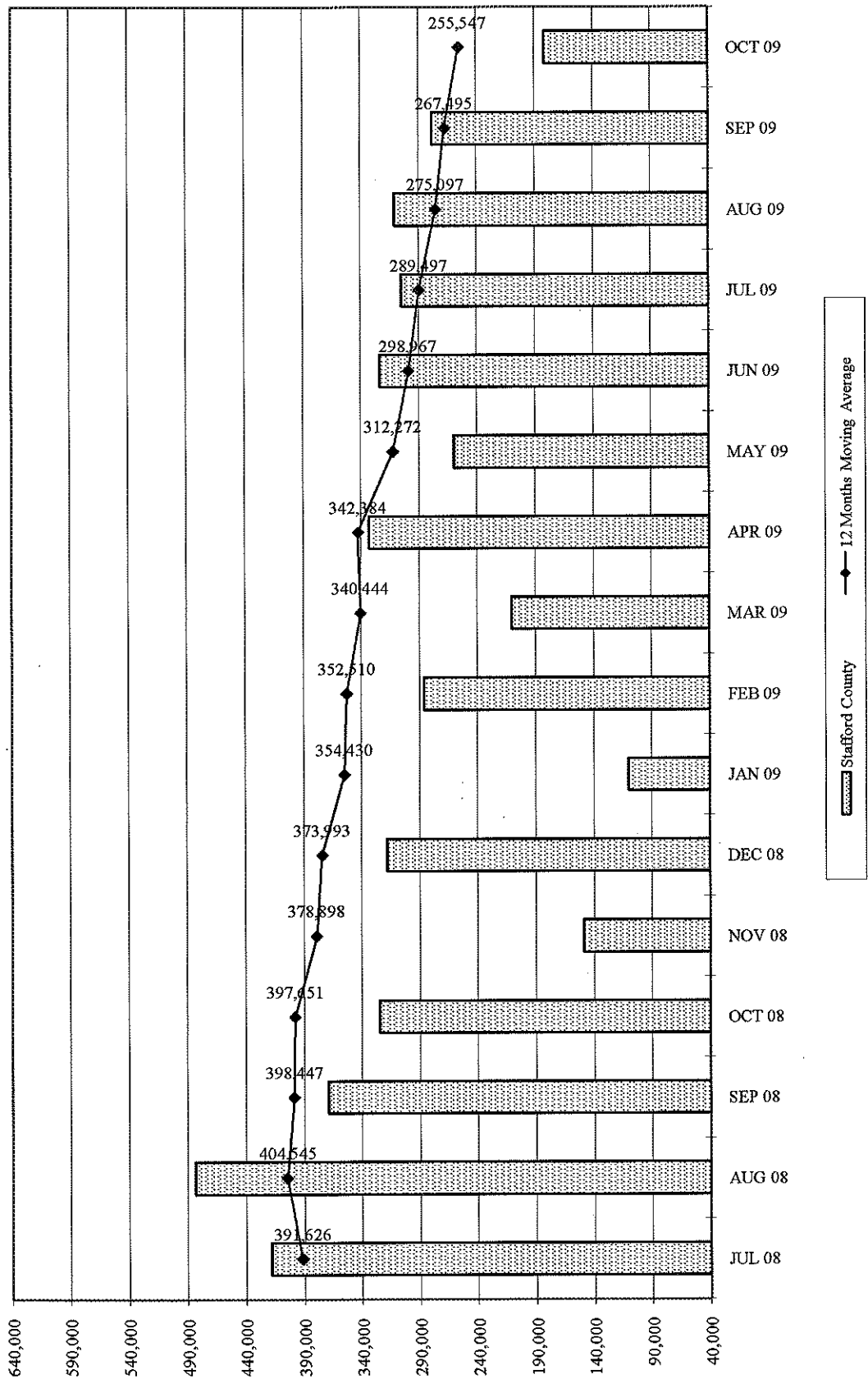
(1) Remaining balance @ 6/30/09 (1a) June 2009 resolution for FY10 expenditures

(2) Projected Unencumbered Balance equals Fund Balance plus FY10 Projected Revenue  
(for remainder of fiscal year) minus Unexpended Adopted Resolutions, plus Other Financing Sources.

(\*) Resolutions which have been encumbered will not be expended until funds become available.

# PRTC NET FUEL TAX COLLECTIONS

## FY09 and FY10



MONTHLY FINANCIAL REPORT FOR CITY OF MANASSAS  
FOR THE FOUR MONTHS ENDING OCTOBER 31, 2009

FY10 Beginning Fund Balance		<u>\$ 1,323,292.55</u> (1)
	<u>Current Month</u>	<u>Year To Date</u>
Gross Tax Revenue	\$ 70,005.31	\$ 439,627.43
Less: State Admin. Cost	\$ (602.97)	\$ (2,668.76)
Net Tax Revenue	\$ 69,402.34	\$ 436,958.67
Interest from Investment	\$ 219.82	\$ 1,378.90
Total Tax & Investment Revenue	\$ 69,622.16	\$ 438,337.57
Expenditures/Transfers	\$ (10,999.00)	\$ (771,755.50)
Reimbursement From Other Governments (State Grant)	\$ 1,447.00	\$ 1,447.00
PRTC Operating Fund Balance	\$ -	\$ -
FUND BALANCE (BEFORE UNEXPENDED ADOPTED RESOLUTIONS)		
PLUS YEAR TO DATE REVENUE LESS EXPENDITURES		<u>\$ 991,321.62</u>
FY10 Projected 2% Motor Fuel Revenue (for remainder of fiscal year)		655,240.33
LESS: Unexpended Adopted Resolutions		\$ (974,131.70) (*)
Other Financing Sources/(Uses)		
Claims and Judgments	\$0.00	\$0.00
Jurisdictional Reimbursement	\$0.00	\$0.00
Total Projected Unencumbered Balance		<u>\$ 672,430.25</u> (2)

<u>ADOPTED RESOLUTIONS</u>	<u>AMOUNT</u>	<u>EXPENDITURES</u>	<u>BALANCE</u>
08-11-05	\$ 35,000.00 (1)	\$ -	\$ 35,000.00
09-01-05	\$ 100,000.00 (1)	\$ -	\$ 100,000.00
09-05-05	\$ 184,344.20 (1)	\$ -	\$ 184,344.20
09-06-11	\$ 259,800.00 (1a)	\$ 139,500.00	\$ 120,300.00
09-06-14	\$ 59,425.00 (1a)	\$ 21,834.00	\$ 37,591.00
09-06-15	\$ 223,875.00 (1a)	\$ 168,700.00	\$ 55,175.00
09-06-17	\$ 883,443.00 (1a)	\$ 441,721.50	\$ 441,721.50
Total	<u>\$ 1,745,887.20</u>	<u>\$ 771,755.50</u>	<u>\$ 974,131.70</u> (*)

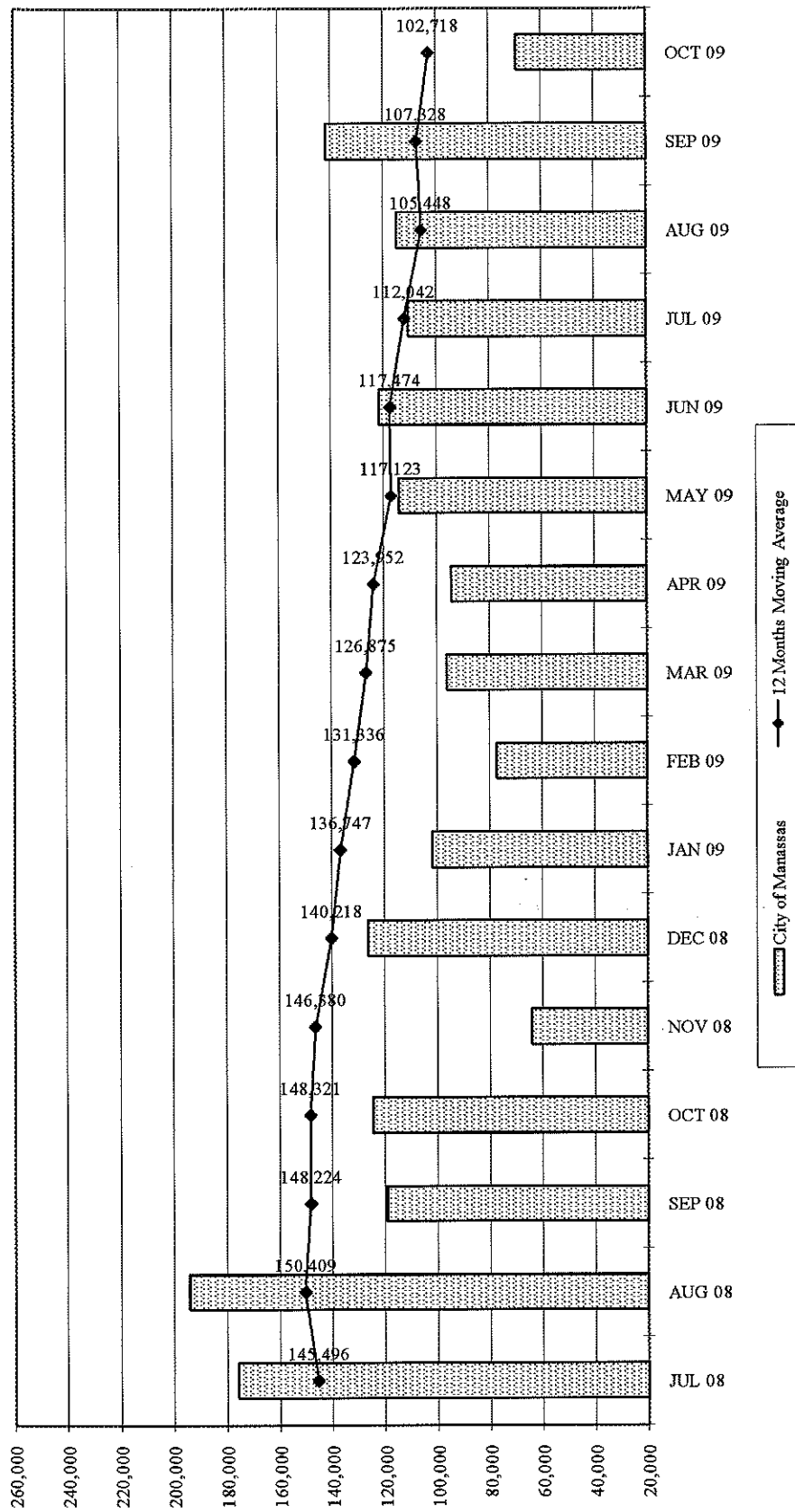
(1) Remaining balance @ 6/30/09 (1a) June 2009 resolution for FY10 expenditures

(2) Projected Unencumbered Balance equals Fund Balance plus FY10 Projected Revenue  
(for remainder of fiscal year) minus Unexpended Adopted Resolutions, plus Other Financing Sources.

(\*) Resolutions which have been encumbered will not be expended until funds become available.

# PRTC NET FUEL TAX COLLECTIONS

## FY09 and FY10



MONTHLY FINANCIAL REPORT FOR CITY OF MANASSAS PARK  
FOR THE FOUR MONTHS ENDING OCTOBER 31, 2009

FY10 Beginning Fund Balance		<u>\$ 2,552,685.08</u> (1)
	<u>Current Month</u>	<u>Year To Date</u>
Gross Tax Revenue	\$ 66,642.60	\$ 274,366.11
Less: State Admin. Cost	\$ (574.01)	\$ (1,737.28)
Net Tax Revenue	\$ 66,068.59	\$ 272,628.83
Interest from Investment	\$ 708.95	\$ 3,079.41
Total Tax & Investment Revenue	\$ 66,777.54	\$ 275,708.24
Expenditures/Transfers	\$ -	\$ (359,448.00)
Reimbursement From Other Governments	\$ -	\$ -
PRTC Operating Fund Balance	\$ -	\$ -
FUND BALANCE (BEFORE UNEXPENDED ADOPTED RESOLUTIONS) PLUS YEAR TO DATE REVENUE LESS EXPENDITURES		<u>\$ 2,468,945.32</u>
FY10 Projected 2% Motor Fuel Revenue (for remainder of fiscal year)		356,651.17
LESS: Unexpended Adopted Resolutions		\$ (1,748,348.00) (*)
Other Financing Sources/(Uses)		
Claims and Judgments	\$0.00	\$0.00
Jurisdictional Reimbursement	\$0.00	\$0.00
Total Projected Unencumbered Balance		<u>\$ 1,077,248.49</u> (2)

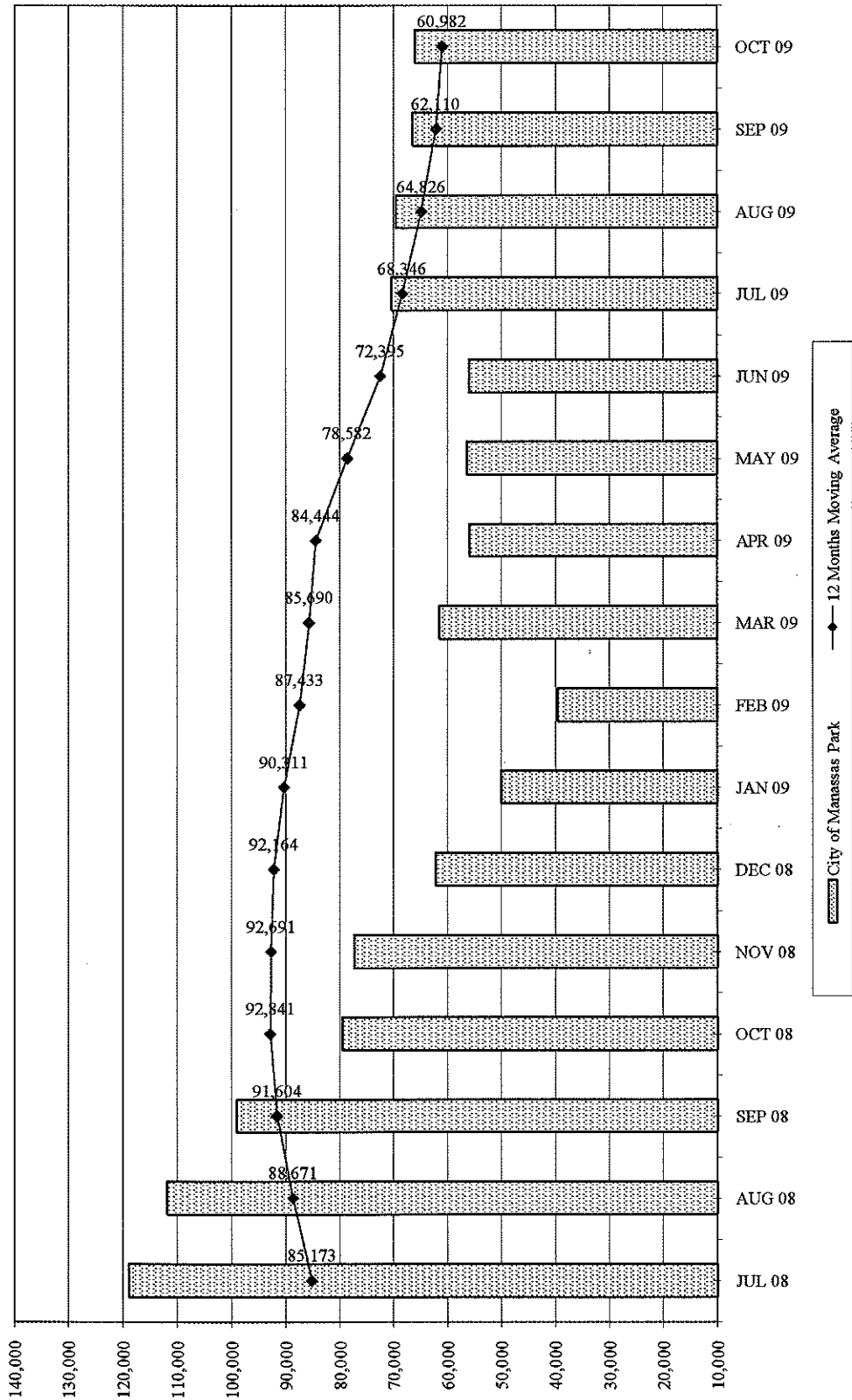
<u>ADOPTED RESOLUTIONS</u>	<u>AMOUNT</u>	<u>EXPENDITURES</u>	<u>BALANCE</u>
07-07-09	\$ -	\$ -	\$ -
08-06-13	\$ -	\$ -	\$ -
09-01-07	\$ -	\$ -	\$ -
09-06-11	\$ 170,300.00 (1a)	\$ 90,700.00	\$ 79,600.00
09-06-17	\$ 537,496.00 (1a)	\$ 268,748.00	\$ 268,748.00
09-11-07	\$ 1,400,000.00	\$ -	\$ 1,400,000.00
Total	<u>\$ 2,107,796.00</u>	<u>\$ 359,448.00</u>	<u>\$ 1,748,348.00</u> (*)

(1) Remaining balance @ 6/30/09 (1a) June 2009 resolution for FY10 expenditures

(2) Projected Unencumbered Balance equals Fund Balance plus FY10 Projected Revenue  
(for remainder of fiscal year) minus Unexpended Adopted Resolutions, plus Other Financing Sources.

(\*) Resolutions which have been encumbered will not be expended until funds become available.

PRTC NET FUEL TAX COLLECTIONS  
 FY09 and FY10



MONTHLY FINANCIAL REPORT FOR CITY OF FREDERICKSBURG  
FOR THE FOUR MONTHS ENDING OCTOBER 31, 2009

FY10 Beginning Fund Balance		<u>\$ 4,097,922.59</u> (1)
	<u>Current Month</u>	<u>Year To Date</u>
Gross Tax Revenue	\$ 40,843.36	\$ 288,608.40
Less: State Admin. Cost	\$ (351.79)	\$ (1,739.29)
Net Tax Revenue	\$ 40,491.57	\$ 286,869.11
Interest from Investment	\$ 1,225.08	\$ 5,939.32
Total Tax & Investment Revenue	\$ 41,716.65	\$ 292,808.43
Expenditures/Transfers	\$ -	\$ (272,451.50)
Reimbursement From Other Governments (State Grant)	\$ -	\$ -
PRTC Operating Fund Balance	\$ -	\$ 18,200.00
FUND BALANCE (BEFORE UNEXPENDED ADOPTED RESOLUTIONS)		
PLUS YEAR TO DATE REVENUE LESS EXPENDITURES		<u>\$ 4,136,479.52</u>
FY10 Projected 2% Motor Fuel Revenue (for remainder of fiscal year)		750,358.89
LESS: Unexpended Adopted Resolutions		\$ (2,436,875.01) (*)
Other Financing Sources/(Uses)		
Claims and Judgments	\$0.00	\$0.00
Jurisdictional Reimbursement	<u>\$0.00</u>	<u>\$0.00</u>
Total Projected Unencumbered Balance		<u>\$ 2,449,963.40</u> (2)

ADOPTED RESOLUTIONS	AMOUNT	EXPENDITURES	BALANCE
06-05-05	\$ 464,437.50 (1)	\$ -	\$ 464,437.50
06-09-09	\$ 385,507.00 (1)	\$ -	\$ 385,507.00
07-02-05	\$ 76,590.00 (1)	\$ -	\$ 76,590.00
08-02-06	\$ 363,904.00 (1)	\$ -	\$ 363,904.00
08-07-05	\$ 50,000.00 (1)	\$ -	\$ 50,000.00
09-06-11	\$ 18,200.00 (1a)	\$ 18,200.00	\$ -
09-06-16	\$ 842,185.01 (1)	\$ -	\$ 842,185.01
09-06-17	\$ 508,503.00 (1a)	\$ 254,251.50	\$ 254,251.50
Total	<u>\$ 2,709,326.51</u>	<u>\$ 272,451.50</u>	<u>\$ 2,436,875.01</u> (*)

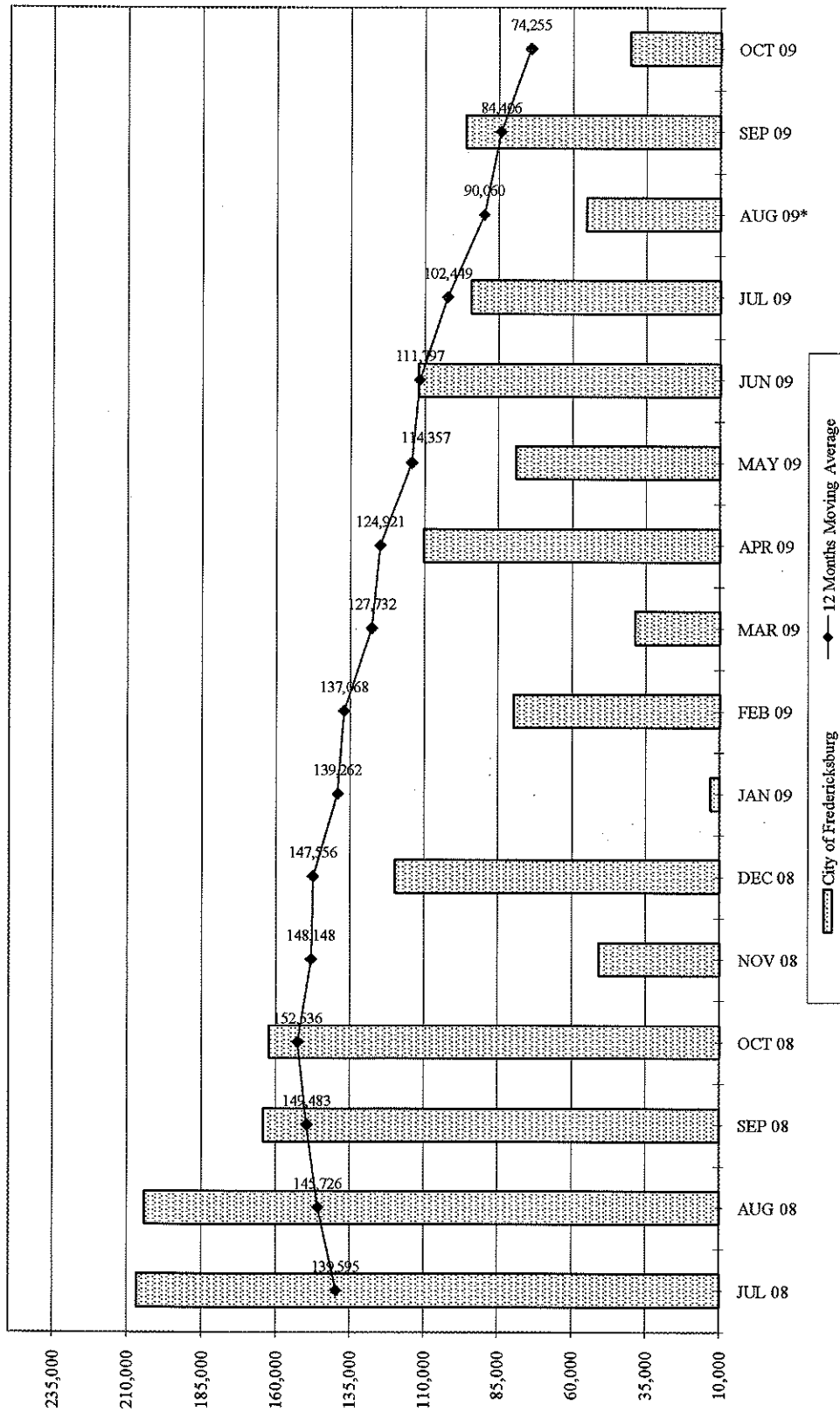
(1) Remaining balance @ 6/30/09 (1a) June 2009 resolution for FY10 expenditures

(2) Projected Unencumbered Balance equals Fund Balance plus FY10 Projected Revenue  
(for remainder of fiscal year) minus Unexpended Adopted Resolutions, plus Other Financing Sources.

(\*) Resolutions which have been encumbered will not be expended until funds become available.

# PRTC NET FUEL TAX COLLECTIONS

## FY09 and FY10



\*Includes refund of \$38,561.04 to vendor reporting under incorrect locality code.